



SLA BATTERY

RT 650 6V5AH



RT Series

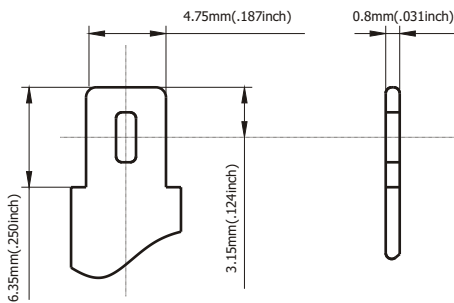
RT Series Valve Regulated Lead Acid batteries is designed with AGM (Absorbent Glass Mat) technology, special thicker plates and high purity electrolyte exerts stable performance with long life and the unique 2# additive gives higher capacity than its standard which widely used in the field of UPS, Emergency Lighting System ect.

Application

- Alarm System
- Cable Television
- Communication Equipment
- Control Equipment
- Security System
- Medical Equipment
- UPS
- Power tools
- Emergency Power System
- Toys

General Features

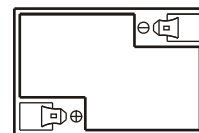
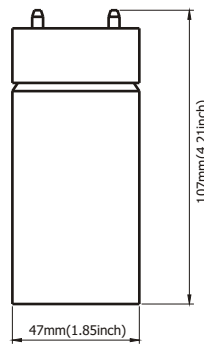
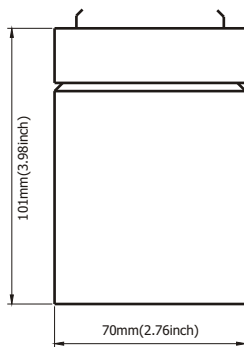
- Sealed and maintenance free operation.
- Non-Spillable construction design.
- ABS containers and covers(UL94HB, UL94V-0) optional.
- Safety valve installation for explosion proof.
- High quality and high reliability.
- Exceptional deep discharge recovery performance.
- Low self discharge characteristic.
- Flexibility design for multiple install positions.



Terminal Dimensions

Construction

- ComponentRaw material
- PositiveLead dioxide
- NegativeLead
- ContainerABS
- CoverABS
- SealantEpoxy Resin
- Safety valveEPDR
- TerminalCopper
- SeparatorFiber glass
- ElectrolyteSulfuric acid

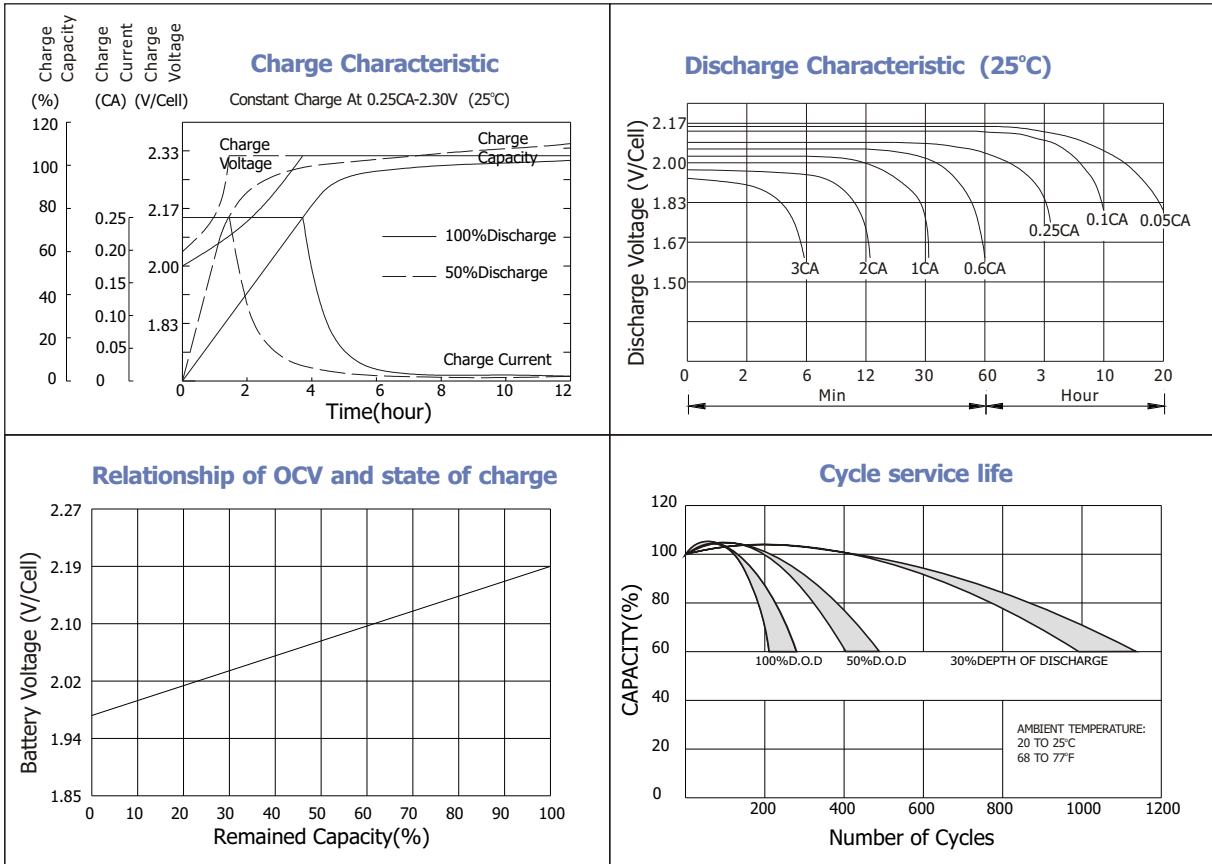


Battery Model	RT 650 6V5AH			
Designed Floating Life	5 Years			
Capacity(25°C)	20HR(0.25A,1.75V)	10HR(0.48A,1.75V)	5HR(0.85A,1.75V)	1HR(3.3A,1.75V)
	5.0AH	4.8AH	4.25AH	3.3AH
Dimensions	Length	Width	Height	Total Height
	70mm(2.76inch)	47mm(1.85inch)	101mm(3.98inch)	107mm(4.21inch)
Approx. Weight	0.85Kg (1.87 lbs)			
Internal Resistance	Full charged at 25°C: 0.020 Ohm			
Self Discharge	3% of capacity declined per month at (25°C)			
Capacity Affected by Temp.(20HR)	40°C	25°C	0°C	-15°C
	102%	100%	85%	65%
Charge Voltage(25°C)	Cycle use		Float use	
	7.2-7.5V(-15mV/ °C), max. Current: 1.5A		6.8-6.9V(-10mV/ °C)	



SLA BATTERY

RT 650 6V5AH



Constant current discharge ratings-amperes at 25°C

F. V/Time	5MIN	10MIN	15MIN	30MIN	1HR	3HR	5HR	10HR	20HR
1.60V	18.4	11.4	8.62	5.25	3.34	1.47	0.90	0.50	0.26
1.67V	17.2	10.8	8.29	5.03	3.30	1.41	0.88	0.50	0.25
1.70V	15.8	10.4	8.09	4.57	3.20	1.32	0.86	0.49	0.25
1.75V	15.5	10.1	7.83	4.34	3.05	1.27	0.84	0.49	0.24
1.80V	13.8	9.66	7.12	4.02	2.85	1.22	0.79	0.48	0.24
1.85V	12.2	9.20	6.40	3.70	2.66	1.18	0.74	0.47	0.23

Constant power discharge ratings-watts at 25°C

F. V/Time	5MIN	10MIN	15MIN	30MIN	1HR	3HR	5HR	10HR	20HR
1.60V	32.2	20.6	15.7	9.47	6.03	2.60	1.51	1.00	0.53
1.67V	31.1	20.1	15.5	9.27	5.99	2.52	1.51	1.00	0.51
1.70V	29.3	19.9	15.4	8.68	5.88	2.41	1.49	0.99	0.50
1.75V	29.5	19.8	15.3	8.42	5.78	2.35	1.48	0.98	0.49
1.80V	26.9	19.6	14.2	8.03	5.45	2.28	1.43	0.97	0.48
1.85V	24.4	18.5	12.8	7.52	5.12	2.21	1.38	0.95	0.46



ISO9001:2000 Certificate



G4M20206-0910-E-16



MH28539



RBRC

