



SLA BATTERY

RT 660 6V6AH



RT Series

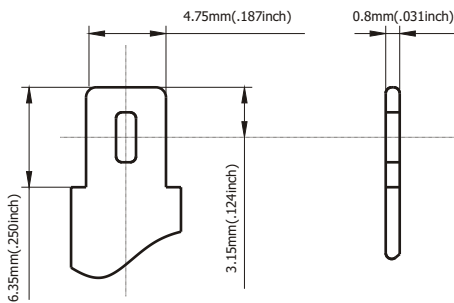
RT Series Valve Regulated Lead Acid batteries is designed with AGM (Absorbent Glass Mat) technology, special thicker plates and high purity electrolyte exerts stable performance with long life and the unique 2# additive gives higher capacity than its standard which widely used in the field of UPS, Emergency Lighting System ect.

Application

- Alarm System
- Medical Equipment
- Cable Television
- UPS
- Communication Equipment
- Power tools
- Control Equipment
- Emergency Power System
- Security System
- Toys

General Features

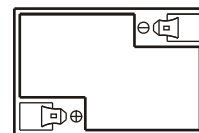
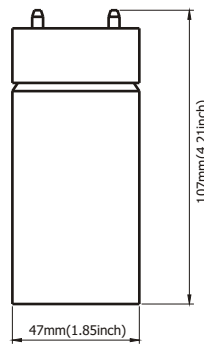
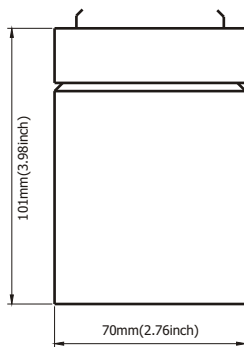
- Sealed and maintenance free operation.
- Non-Spillable construction design.
- ABS containers and covers(UL94HB, UL94V-0) optional.
- Safety valve installation for explosion proof.
- High quality and high reliability.
- Exceptional deep discharge recovery performance.
- Low self discharge characteristic.
- Flexibility design for multiple install positions.



Terminal Dimensions

Construction

- ComponentRaw material
- SealantEpoxy Resin
- PositiveLead dioxide
- Safety valveEPDR
- NegativeLead
- TerminalCopper
- ContainerABS
- SeparatorFiber glass
- CoverABS
- ElectrolyteSulfuric acid

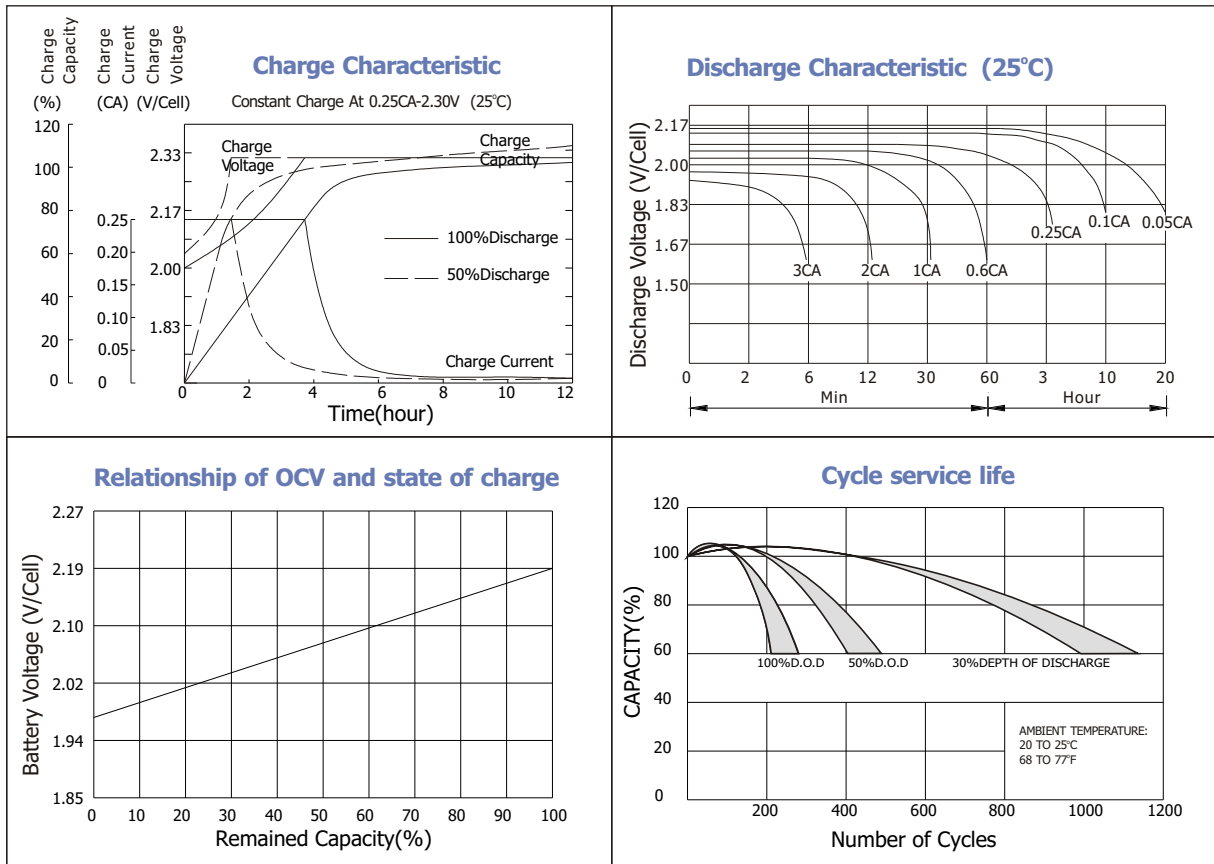


Battery Model	RT 660 6V6AH			
Designed Floating Life	5 Years			
Capacity(25°C)	20HR(0.3A,1.75V)	10HR(0.57A,1.75V)	5HR(1.02A,1.75V)	1HR(4.0A,1.75V)
	6.0AH	5.7AH	5.1AH	4.0AH
Dimensions	Length	Width	Height	Total Height
	70mm(2.76inch)	47mm(1.85inch)	101mm(3.98inch)	107mm(4.21inch)
Approx. Weight	0.9Kg (1.98 lbs)			
Internal Resistance	Full charged at 25°C: 0.018 Ohm			
Self Discharge	3% of capacity declined per month at (25°C)			
Capacity Affected by Temp.(20HR)	40°C	25°C	0°C	-15°C
	102%	100%	85%	65%
Charge Voltage(25°C)	Cycle use		Float use	
	7.2-7.5V(-15mV/ °C), max. Current: 1.8A		6.8-6.9V(-10mV/ °C)	



SLA BATTERY

RT 660 6V6AH



Constant current discharge ratings-amperes at 25°C

F. V/Time	5MIN	10MIN	15MIN	30MIN	1HR	3HR	5HR	10HR	20HR
1.60V	22.7	14.1	10.6	6.48	4.12	1.81	1.11	0.62	0.33
1.67V	21.3	13.4	10.2	6.20	4.07	1.74	1.08	0.61	0.31
1.70V	19.5	12.9	10.0	5.64	3.94	1.62	1.06	0.61	0.31
1.75V	19.1	12.5	9.67	5.36	3.76	1.57	1.04	0.60	0.30
1.80V	17.1	11.9	8.78	4.96	3.52	1.51	0.97	0.59	0.29
1.85V	15.1	11.4	7.89	4.57	3.28	1.45	0.91	0.59	0.28

Constant power discharge ratings-watts at 25°C

F. V/Time	5MIN	10MIN	15MIN	30MIN	1HR	3HR	5HR	10HR	20HR
1.60V	39.7	25.5	19.4	11.7	7.44	3.21	1.87	1.24	0.65
1.67V	38.4	24.8	19.2	11.4	7.39	3.11	1.86	1.23	0.63
1.70V	36.1	24.6	19.0	10.7	7.25	2.97	1.84	1.22	0.62
1.75V	36.3	24.5	18.9	10.4	7.13	2.90	1.82	1.21	0.60
1.80V	33.3	24.1	17.5	9.91	6.72	2.81	1.76	1.19	0.59
1.85V	30.2	22.9	15.9	9.28	6.32	2.73	1.71	1.18	0.56



ISO9001:2000 Certificate



G4M20206-0910-E-16



MH28539



RBRC

